

vtech[®]

User's Manual

Pop & Sing Apple[™]



© 2013 VTech
Printed in China
91-002837-003 ^{US}

Dear Parent,

*Ever notice the look on your baby's face when they learn something new through their own discovery? These self-accomplished moments are a parent's greatest reward. To help fulfill them, VTech® created the **Infant Learning**® series of toys.*

*These unique interactive learning toys directly respond to what children do naturally – play! Using innovative technology, these toys react to baby's interactions, making each play experience fun and unique as they learn age-appropriate concepts like first words, numbers, shapes, colors and music. More importantly, VTech®'s **Infant Learning**® toys develop baby's mental and physical abilities by inspiring, engaging and teaching.*

At VTech®, we know that a child has the ability to do great things. That's why all of our electronic learning products are uniquely designed to develop a child's mind and allow them to learn to the best of their ability. We thank you for trusting VTech® with the important job of helping your child learn and grow!

Sincerely,

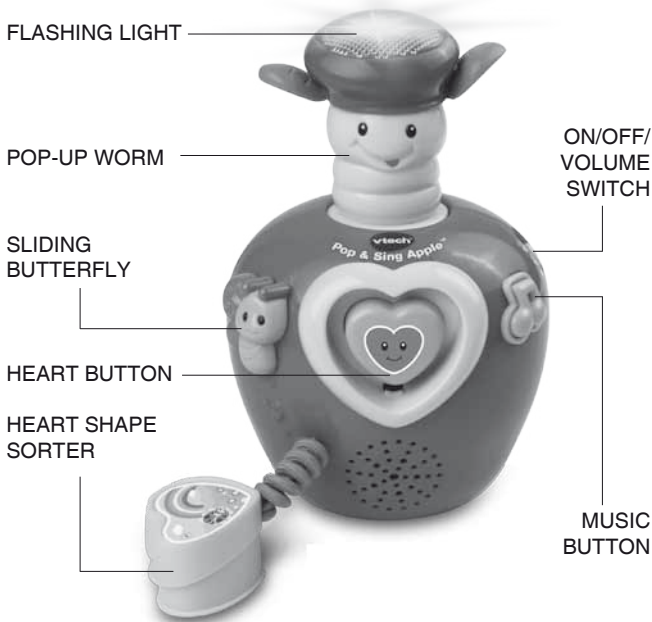
Your friends at VTech®

*To learn more about the **Infant Learning**® series and other VTech® toys, visit www.vtechkids.com*

INTRODUCTION

Thank you for purchasing the **VTech® Pop & Sing Apple™** learning toy!

Peek-a-boo, we see you little worm! The **Pop & Sing Apple™** by **VTech®** helps baby discover and explore their world while strengthening language development and motor skills. Heart shapes, a sliding butterfly, music and a cute pop-up worm keep baby busy while learning. This is one apple that will never go rotten!



INCLUDED IN THIS PACKAGE

- One VTech® Pop & Sing Apple™
- One instruction manual

WARNING:

All packing materials, such as tape, plastic sheets, packaging locks and tags are not part of this toy, and should be discarded for your child's safety.

ATTENTION:

Pour la sécurité de votre enfant, débarrassez-vous de tous les produits d'emballage tels que rubans adhésifs, feuilles de plastique, attaches et étiquettes. Ils ne font pas partie du jouet.

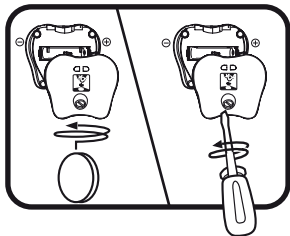
NOTE:

Please keep this instruction manual as it contains important information.

INSTRUCTIONS

BATTERY INSTALLATION

1. Make sure the unit is turned **OFF**.
2. Locate the battery cover on the back of the unit. Use a coin or a screwdriver to loosen the screw.
3. Install 1 new 'AA' (UM-3/LR6) battery following the diagram inside the battery box. (The use of new batteries is recommended for maximum performance.)
4. Replace the battery cover and tighten the screw to secure the battery cover.






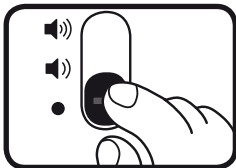
BATTERY NOTICE

- Use new alkaline batteries for maximum performance.
- Use only batteries of the same or equivalent type as recommended.
- Do not mix different types of batteries: alkaline, standard (carbon-zinc) or rechargeable (Ni-Cd, Ni-MH), or new and used batteries.
- Do not use damaged batteries.
- Insert batteries with the correct polarity.
- Do not short-circuit the battery terminals.
- Remove exhausted batteries from the toy.
- Remove batteries during long periods of non-use.
- Do not dispose of batteries in fire.
- Do not charge non-rechargeable batteries.
- Remove rechargeable batteries from the toy before charging (if removable).
- Rechargeable batteries are only to be charged under adult supervision.

PRODUCT FEATURES

1. ON/OFF/VOLUME SWITCH

To turn the unit **ON**, slide the **ON/OFF/VOLUME SWITCH** to the **low volume** () or **high volume** () position. To turn the unit **OFF**, slide the **ON/OFF/VOLUME SWITCH** to the **OFF** () position.

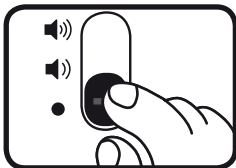


2. AUTOMATIC SHUT-OFF

To preserve battery life, the **VTech® Pop & Sing Apple™** will automatically power-down after approximately 30 seconds without input. The unit can be turned on again by pressing any button.

ACTIVITIES

1. Slide the **on/off/volume switch** to turn the unit on. You will hear a sound effect, a song and a fun phrase. The light will flash with the sound.



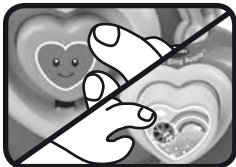
2. Press the **sliding butterfly** to hear a fun phrase, sounds and a sing-along song. The light will flash with the sound.



3. Press the **music button** to hear a variety of short tunes and sing-along songs. The light will flash with the sound.



4. Press the **heart button** or insert the **heart shape sorter** to hear fun phrases, playful sounds and short tunes. The light will flash with the sound.



5. Press down the **pop-up worm** to hide the worm and hear a variety of sounds and phrases. The light will flash with the sound.



SONG LYRICS

SONG 1

I'm a little yellow worm,
Popping up to play,
Peek-a-boo with you today!

SONG 2

The apple is red,
The apple is big.
The ladybug is red,
The ladybug is small.

SONG 3

The little butterfly is ready to soar,
1-2-3 up, up to the sky!

CARE & MAINTENANCE

1. Keep the unit clean by wiping it with a slightly damp cloth.
2. Keep the unit out of direct sunlight and away from any direct heat source.
3. Remove the batteries when the unit will not be in use for an extended period of time.
4. Do not drop the unit on hard surfaces and do not expose the unit to moisture or water.

TROUBLESHOOTING

If for some reason the program/activity stops working, please follow these steps:

1. Please turn the unit **OFF**.
2. Interrupt the power supply by removing the batteries.
3. Let the unit stand for a few minutes, then replace the batteries.
4. Turn the unit **ON**. The unit should now be ready to play again.
5. If the product still does not work, replace with an entire set of new batteries.

If the problem persists, please call our Consumer Services Department at 1-800-521-2010 in the U.S. or 1-877-352-8697 in Canada, and a service representative will be happy to help you.

For information on this product's warranty, please call **VTech®** at 1-800-521-2010 in the U.S. or 1-877-352-8697 in Canada.

IMPORTANT NOTE:

Creating and developing Infant Learning products is accompanied by a responsibility that we at VTech® take very seriously. We make every effort to ensure the accuracy of the information, which forms the value of our products. However, errors sometimes can occur. It is important for you to know that we stand behind our products and encourage you to call our Consumer Services Department at 1-800-521-2010 in the U.S. or 1-877-352-8697 in Canada, with any problems and/or suggestions that you might have. A service representative will be happy to help you.

**CLASS 1
LED PRODUCT**